

Modular Cooking Range Line thermaline 80 - 2 Zone Infrared Top, 2 Side

ITEM # _____

MODEL # _____

NAME # _____

SIS # _____

AIA # _____



588014 (MACBACDOAO) Infrared Top, 2 zones, two-side operated

Short Form Specification

Item No.

Unit constructed according to DIN 18860_2 with 20 mm drop nose top. Internal frame for heavy duty sturdiness in stainless steel. 2 mm top in 1.4301 (AISI 304). Flat surface construction, easily cleanable. THERMODUL connection system enables seamless worktop when units are connected and avoids soil penetrating. Glass ceramic cooking surface with 9 power levels and 2 independently controlled infrared heating zones. Overheat protection switches off the supply in case of overheating. Standby function saves energy and quickly recovers maximum power. Metal knobs with embedded hygienic silicon "soft" grip enable easier handling and cleaning. Residual hot warning system enables safe operations. IPX5 water resistance certification.

Configuration: Two-side operated top with backsplash. The base needs to be supplied by the factory. Please include appropriate base.

Main Features

- Overheat protection: the temperature sensor switches off the supply in case of overheating.
- Pans can easily be moved from one area to another without lifting.
- The smooth glass-ceramic surface can be quickly and easily cleaned, thus providing maximum hygiene.
- All major components may be easily accessed from the front.
- THERMODUL connection system creates a seamless work top when units are connected to each other thus avoiding soil penetrating vital components and facilitating the removal of units in case of replacement or service.
- Metal knobs with embedded hygienic "soft-touch" grip for easier handling and cleaning. The special design of the controls prevents infiltration of liquids or soil into vital components.
- 9 power levels.
- Residual hot warning system for safe operations.
- Glass ceramic cooking surface with 2 independently controlled infrared heating zones.
- Large visible digital display manufactured in tempered glass to resist heat and chemicals, showing temperatures or power settings. The display also shows on/off status of the appliance and on/off status of the heating elements.

Construction

- Control light for each zone.
- 2 mm top in 1.4301 (AISI 304).
- Flat surface construction with minimal hidden areas to easily clean all surfaces
- Internal frame for heavy duty sturdiness in 1.4301 (AISI 304).
- IPX5 water resistance certification.
- Unit constructed according to DIN 18860_2 with 20 mm drop nose top.
- Unit constructed according to DIN 18860_2 with 20 mm drop nose top and 70 mm recessed plinth.

Sustainability

- This model is compliant with Swiss Energy Efficiency Ordinance (730.02), only if including the pot detection device accessory.

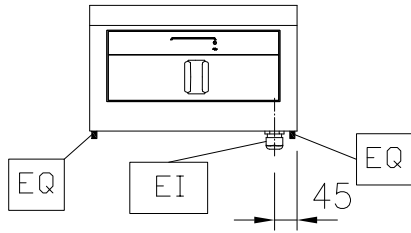


APPROVAL: _____

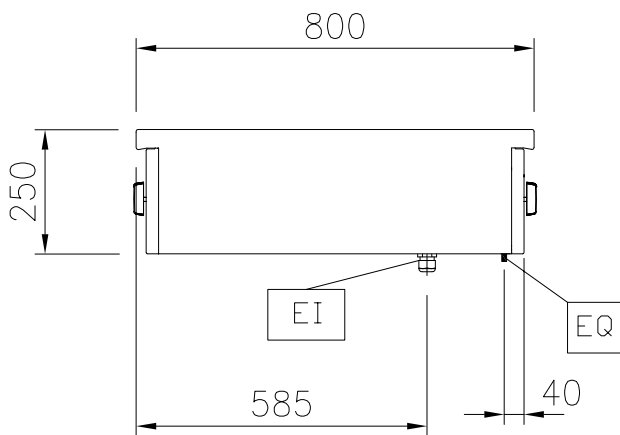
Optional Accessories

- Scraper for cook tops PNC 910601
- Connecting rail kit, 800mm PNC 912500
- Portioning shelf, 400mm width PNC 912522
- Portioning shelf, 400mm width PNC 912552
- Folding shelf, 300x800mm PNC 912577
- Folding shelf, 400x800mm PNC 912578
- Fixed side shelf, 200x800mm PNC 912583
- Fixed side shelf, 300x800mm PNC 912584
- Fixed side shelf, 400x800mm PNC 912585
- Connecting rail kit: modular 80 (on the left) to ProThermetic tilting (on the right), ProThermetic stationary (on the left) to ProThermetic (on the right) PNC 912971
- Connecting rail kit: modular 80 (on the right) to ProThermetic tilting (on the left), ProThermetic stationary (on the right) to ProThermetic (on the left) PNC 912972
- Endrail kit, flush-fitting, left PNC 913109
- Endrail kit, flush-fitting, right PNC 913110
- Endrail kit (12.5mm) for thermaline 80 units, left PNC 913200
- Endrail kit (12.5mm) for thermaline 80 units, right PNC 913201
- Insert profile D=800mm PNC 913230
- Pot detection for infrared - 2 zones PNC 913293
- Filter W=400mm PNC 913663
- Electric mains switch 25A 4mm² NM for modular H800 electric units (factory fitted) PNC 913676

Front

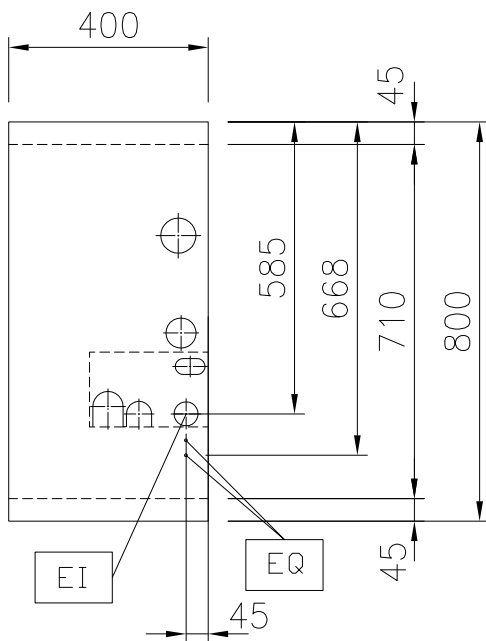


Side



EI = Electrical inlet (power)
EQ = Equipotential screw

Top



Electric

Supply voltage: 400 V/3N ph/50/60 Hz
Electrical power, max: 8 kW

Key Information:

External dimensions, Width: 400 mm
External dimensions, Depth: 800 mm
External dimensions, Height: 250 mm
Net weight: 20 kg
Configuration: Two-Side Operated;Top
Front Plates Power: 4 - 0 kW
Back Plates Power: 4 - kW
Front Plates dimensions: 320x330
Back Plates dimensions: 320x330

Sustainability

Current consumption: 17.3 Amps